

## Summary Institution-Level Pass Rate Data: *Traditional Teacher Preparation Program Within IHE*

**Institution Name**  
**Institution Code**  
**State**

<i>Group</i>	<i>Number Taking Assessment<sup>1</sup></i>	<i>Number Passing Assessment<sup>2</sup></i>	<i>Institutional Pass Rate</i>	<i>Number Taking Assessment<sup>1</sup></i>	<i>Number Passing Assessment<sup>2</sup></i>	<i>Statewide Pass Rate</i>
All program completers, 2013-14	263	255	97%	2265	2222	98%
All program completers, 2012-13	252	251	100%	2189	2153	98%
All program completers, 2011-12	235	235	100%	2436	2405	99%

Note: In cases where there are less than ten students taking the assessment or license/certificate, the number passing and pass rate are not reported.

<sup>1</sup>

Single Assessment Institution-Level Pass Rate Data: *Traditional Teacher Preparation Program Within IHE*

**HEOA - Title II  
2013 - 2014 Academic Year**

Institution Name  
Institution Code  
State

SALISBURY UNIVERSITY  
5403  
Maryland

<i>Assessment Information</i> <sup>1</sup>	<i>Group</i>	<i>Number Taking Assessment</i>	<i>Number Passing Assessment</i>	<i>Institutional Pass Rate</i>	<i>Institutional Average Scaled Score</i>	<i>Assessment Cut Score</i> <sup>2</sup>	<i>Number Taking Assessment</i>	<i>Number Passing Assessment</i>	<i>Statewide Pass Rate</i>	<i>Statewide Average Scaled Score</i>
ART CONTENT AND ANALYSIS (0135)	All enrolled students who have completed all nonclinical courses, 2013-14									
Test Company: ETS Score Range: 100-200	Other enrolled students, 2013-14						62	56	90%	179
	All program completers, 2013-14						88	88	100%	175
	All program completers, 2012-13						78			

Single Assessment Institution-Level Pass Rate Data: *Traditional Teacher Preparation Program Within IHE*



**HEOA - Title II**  
**2013 - 2014 Academic Year**

Institution Name  
Institution Code  
State

SALISBURY UNIVERSITY  
5403  
Maryland



5403



Single Assessment Institution-Level Pass Rate Data: *Traditional Teacher Preparation Program Within IHE*

**HEOA - Title II  
2013 - 2014 Academic Year**

Institution Name  
Institution Code  
State

SALISBURY UNIVERSITY  
5403  
Maryland

Assessment Information<sup>1</sup>

Group

Number  
Taking  
Assessment

Number  
Passing  
Assessment

Institutional  
Pass Rate

Institutional  
Average  
Scaled Score

Assessment  
Cut Score<sup>2</sup>

Number  
Taking  
Assessment

Number  
Passing



Single Assessment Institution-Level Pass Rate Data: *Traditional Teacher Preparation Program Within IHE*

***HEOA - Title II***  
***2013 - 2014 Academic Year***

Institution Name

SALISBURY UNIVERSITY

Single Assessment Institution-Level Pass Rate Data: *Traditional Teacher Preparation Program Within IHE*

**HEOA - Title II**  
**2013 - 2014 Academic Year**

Institution Name  
Institution Code  
State

SALISBURY UNIVERSITY  
5403  
Maryland

*Assessment Information*<sup>1</sup>

*Group*

*Number*  
*Taking*  
*Assessment*


*Number*  
*Passing*  
*Assessment*

*Institutional*  
*Pass Rate*

*Institutional*  
*Average*  
*Scaled Score*

*Assessment*  
*Cut Score*<sup>2</sup>

*Number*







Single Assessment Institution-Level Pass Rate Data: *Traditional Teacher Preparation Program Within IHE*

**HEOA - Title II  
2013 - 2014 Academic Year**

Institution Name  
Institution Code  
State

SALISBURY UNIVERSITY  
5403  
Maryland

**Assessment Information <sup>1</sup>**

HEALTH EDUCATION (5551)

Test Company: ETS  
Score Range: 100-200

**Group**

All enrolled students who have completed all nonclinical courses, 2013-14

Other enrolled students, 2013-14

<i>Number Taking Assessment</i>	<i>Number Passing Assessment</i>	<i>Institutional Pass Rate</i>	<i>Institutional Average Scaled Score</i>	<i>Assessment Cut Score<sup>2</sup></i>	<i>Number Taking Assessment</i>	<i>Number Passing Assessment</i>	<i>Statewide Pass Rate</i>	<i>Statewide Average Scaled Score</i>
---------------------------------	----------------------------------	--------------------------------	---	---	---------------------------------	----------------------------------	----------------------------	---------------------------------------

9

1

**Single Assessment Institution-Level Pass Rate Data: *Traditional Teacher Preparation Program Within IHE***





Single Assessment Institution-Level Pass Rate Data: *Traditional Teacher Preparation Program Within IHE*

**HEOA - Title II  
2013 - 2014 Academic Year**

Institution Name  
Institution Code  
State

SALISBURY UNIVERSITY  
5403  
Maryland

Assessment Information <sup>1</sup>	Group	Number Taking Assessment	Number Passing Assessment	Institutional Pass Rate	Institutional Average Scaled Score	Assessment Cut Score <sup>2</sup>	Number Taking Assessment	Number Passing Assessment	Statewide Pass Rate	Statewide Average Scaled Score
<b>PHYSICAL ED VIDEO EVALUATION (DISCONTINUED) (0093)</b>  Test Company: ETS Score Range: 100-200	All enrolled students who have completed all nonclinical courses, 2013-14						17	17	100%	168
	Other enrolled students, 2013-14									
	All program completers, 2013-14									
	All program completers, 2012-13									
	All program completers, 2011-12									
<b>PHYSICAL SCIENCE PEDAGOGY (0483)</b>  Test Company: ETS Score Range: 100-200	All enrolled students who have completed all nonclinical courses, 2013-14						9			
	Other enrolled students, 2013-14									
	All program completers, 2013-14									
	All program completers, 2012-13									
	All program completers, 2011-12									
<b>PHYSICS CONTENT KNOWLEDGE (5265)</b>  Test Company: ETS Score Range: 100-200	All enrolled students who have completed all nonclinical courses, 2013-14									
	Other enrolled students, 2013-14	1				143	6			
	All program completers, 2013-14	1				143	13	13	100%	163
	All program completers, 2012-13						8			
	All program completers, 2011-12	1				143	11	11	100%	166
<b>PRAXIS I MATHEMATICS (0730)</b>  Test Company: ETS	All enrolled students who have completed all nonclinical courses, 2013-14						154	150	97%	179
	Other enrolled students, 2013-14	223	209							

Single Assessment Institution-Level Pass Rate Data: *Traditional Teacher Preparation Program Within IHE*

**HEOA - Title II**  
**2013 - 2014 Academic Year**

Institution Name

SALISBURY UNIVERSITY







Single Assessment Institution-Level Pass Rate Data: *Traditional Teacher Preparation Program Within IHE*

**HEOA - Title II  
2013 - 2014 Academic Year**

Institution Name  
Institution Code  
State

SALISBURY UNIVERSITY  
5403  
Maryland


Assessment Information <sup>1</sup>

Group

*Number Taking Assessment*  
*Number Passing Assessment*  
*Institutional Pass Rate*  
*Institutional Average Scaled Score*  
*Assessment Cut Score*<sup>2</sup>



*Number Taking Assessment*  
*Number Passing Assessment*  
*Statewide Pass Rate*  
*Statewide Average Scaled Score*

SOCIAL STUDIES PEDAGOGY (0084)



Single Assessment Institution-Level Pass Rate Data: *Traditional Teacher Preparation Program Within IHE*

*HEOA - Title II*  
*2013 - 2014 Academic Year*





Single Assessment Institution-Level Pass Rate Data: *Traditional Teacher Preparation Program Within IHE*

**HEOA - Title II  
2013 - 2014 Academic Year**

Institution Name  
Institution Code  
State



SALISBURY UNIVERSITY  
5403  
Maryland

Assessment Information<sup>1</sup>

Group

*Number Taking Assessment*    *Number Passing Assessment*    *Institutional Pass Rate*    *Institutional Average Scaled Score*    *Assessment Cut Score*<sup>2</sup>

*Number Taking Assessment*    *Number Passing Assessment*    *Statewide Pass Rate*    *Statewide Average Scaled Score*



Single Assessment Institution-Level Pass Rate Data: *Traditional Teacher Preparation Program Within IHE*

**HEOA - Title II  
2013 - 2014 Academic Year**

Institution Name  
Institution Code  
State

SALISBURY UNIVERSITY  
5403  
Maryland

Assessment Information <sup>1</sup>	Group	Number Taking Assessment	Number Passing Assessment	Institutional Pass Rate	Institutional Average Scaled Score	Assessment Cut Score <sup>2</sup>	Number Taking Assessment	Number Passing Assessment	Statewide Pass Rate	Statewide Average Scaled Score
WPT FRENCH (ACT2005)  Test Company: ACTFL* Score Range: 1-10	All enrolled students who have completed all nonclinical courses, 2013-14									
	Other enrolled students, 2013-14	1				6	1			
	All program completers, 2013-14						1			
	All program completers, 2012-13	1				6	3			
	All program completers, 2011-12						1			
WPT GERMAN (ACT2006)  Test Company: ACTFL* Score Range: 1-10	All enrolled students who have completed all nonclinical courses, 2013-14									
	Other enrolled students, 2013-14									
	All program completers, 2013-14									
	All program completers, 2012-13									
	All program completers, 2011-12						2			
WPT RUSSIAN (ACT2014)  Test Company: ACTFL* Score Range: 1-10	All enrolled students who have completed all nonclinical courses, 2013-14									
	Other enrolled students, 2013-14									
	All program completers, 2013-14									
	All program completers, 2012-13						1			
	All program completers, 2011-12									
WPT SPANISH (ACT2015)  Test Company: ACTFL* Score Range: 1-10	All enrolled students who have completed all nonclinical courses, 2013-14									
	Other enrolled students, 2013-14	4				6	7			
	All program completers, 2013-14	1				6	12	12	100%	7
	All program completers, 2012-13	1				6	4			
	All program completers, 2011-12	1				6	9			